






**CARBON DIOXIDE  
INFRARED SENSOR  
TEMPERATURE  
COMPENSATED  
CERTIFIED VERSION  
GOLD SERIES TYPE  
MSH-CO2/TC**



**PATENT NUMBER: GB 2372099B; US 6,753,967 B2**

### FEATURES

- High sensitivity to carbon dioxide
- Standard sensor size
- Fast Response
- Internal temperature signal
- Gas diffusion sampling
- Temperature compensated detector elements
- Wide operating temperature range
- Low power

ATEX Certificate No. SIRA 04ATEX1357U,  I M2 EExd I and  II 2 G EEx d IIC

IECEX Certificate No. SIR 05.0053U, Ex d I and/or Ex d IIC

UL recognised Class 1, Groups A, B, C and D, T4 with 60°C ambient

### DESCRIPTION

Dynament infrared sensors operate by using the NDIR principle to monitor the presence of target gas. The sensor contains a long life tungsten filament infrared light source, an optical cavity into which gas diffuses, a dual temperature compensated pyroelectric infrared detector and an integral thermistor to monitor the internal temperature. The infrared source should be driven externally with a constant voltage supply switched at a fixed frequency with a 50% duty cycle. The dual pyroelectric detector produces two output signals in response to pulsed incident radiation from the source:

- An active signal which decreases in the presence of target gas
- A reference signal which is used to monitor the intensity of the source

Both signals are composed of a DC offset voltage (typically 0.7V – 1.0V) with a small superimposed response signal alternating in sympathy with the source drive voltage. The alternating signal must be extracted and amplified in order to obtain a measure of the peak to peak value for both the active and reference. The ratio of active to reference peak to peak signals is essentially independent of variations in source intensity over time and this ratio reduces in the presence of target gas. It is the reduction in this ratio that is used to determine the target gas concentration. The reduction in ratio is non-linear and the gas concentration can be extracted using the expression:

$$[\text{concentration}] = (-\ln(1 - (1 - \text{Ratio}/\text{zero})/\text{span})) / a)^{(1/b)}$$

Where **zero** is the ratio in the absence of target gas, **span** is determined during calibration and

**a** = 0.00059896, **b** = 0.87404 and the typical **span** = 0.22 for a range of 0-5000ppm CO<sub>2</sub>.

**a** = 0.84096, **b** = 0.66972 and the typical **span** = 0.3 for a range of 0-5% volume CO<sub>2</sub>.

The internal temperature signal is used to measure the temperature inside the sensor. This temperature measurement is used to correct for the ideal gas law and also to correct for any optical filter effects on zero and span as a function of temperature. The internal temperature is typically 10°C higher than ambient at 20°C due to the heat generated from the infrared source. This internal heating beneficially reduces the probability of water condensing within the optical cavity.

Further details on the sensor, interfacing circuitry, signal extraction and relative responses to other hydrocarbons can be found in the Dynament application notes on the Dynament web site or by contacting Dynament directly.



### **Dynament Limited**

Premier House • The Village • South Normanton • Derbyshire • DE55 2DS • UK.

Tel: 44 (0)1773 864580 • Fax: 44 (0)1773 864599

email: [sales@dynament.com](mailto:sales@dynament.com) • [www.dynament.com](http://www.dynament.com)

## SPECIFICATION

<b>Maximum Power Requirements:</b>	5V d.c. 60mA max. (50% duty cycle source drive)
<b>Minimum operating voltage:</b>	3.0V d.c. (50% duty cycle source drive)
<b>Source drive frequency :</b>	2.0Hz minimum, 3.0 Hz typical, 4.0 Hz maximum
<b>Active mV pk-pk output in N<sub>2</sub>:</b>	5.2mV typical @ 3Hz, 50% duty cycle
<b>Reference mV pk-pk output in N<sub>2</sub>:</b>	4.0mV typical @ 3Hz, 50% duty cycle
<b>Sensitivity (reduction in active signal) at 20°C, 3Hz, 50% duty cycle:</b>	14% typical @ 5000ppm CO <sub>2</sub> 30% typical @ 2.0% volume CO <sub>2</sub>
<b>Measuring range:</b>	0 -1000ppm up to 0 - 5% volume CO <sub>2</sub>
<b>Resolution:</b>	1% of measuring range
<b>Warm up time:</b>	To final zero ± 100ppm : <20s @20°C (68°F) ambient To specification: < 30 minutes @20°C (68°F) ambient
<b>Response Time T<sub>90</sub>:</b>	<30s @20°C (68°F) ambient
<b>Zero Repeatability:</b>	± 50ppm @20°C (68°F) ambient
<b>Span Repeatability:</b>	± 50ppm @20°C (68°F) ambient
<b>Long term zero drift:</b>	± 50ppm per month @20°C (68°F) ambient
<b>Operating temperature range:</b>	-20°C to +50°C (-4°F to 122°F)
<b>Storage temperature range:</b>	-20°C to +50°C (-4°F to 122°F)
<b>Humidity range:</b>	0 to 95% RH non-condensing.
<b>MTBF:</b>	> 5 years
<b>Temperature signal:</b>	Integral thermistor for temperature monitoring
<b>Weight:</b>	17 grams

Refer to Technical Data Sheet TDS0022 – General Description for further information

	<b><u>MECHANICAL DETAIL</u></b>	<p><b><u>NOTES</u></b></p> <ol style="list-style-type: none"> <li>DIMENSIONS WITHOUT TOLERANCES ARE NOMINAL</li> <li>RECOMMENDED PCB SOCKET: WEARNES CAMBION LTD CODE: 450-3326-01-06-00</li> <li>WEIGHT: 15g</li> <li>USE ANTI-STATIC PRECAUTIONS WHEN HANDLING</li> <li>DO NOT CUT PINS</li> <li>DO NOT SOLDER DIRECTLY TO PINS</li> </ol>	<p><b><u>PIN OUT</u></b></p> <ol style="list-style-type: none"> <li>LAMP RETURN</li> <li>LAMP +5V</li> <li>+5V PYRO SUPPLY</li> <li>DETECTOR OUTPUT</li> <li>REFERENCE OUTPUT</li> <li>THERMISTOR OUTPUT</li> <li>0V PYRO SUPPLY AND CASE CONNECTION</li> </ol>

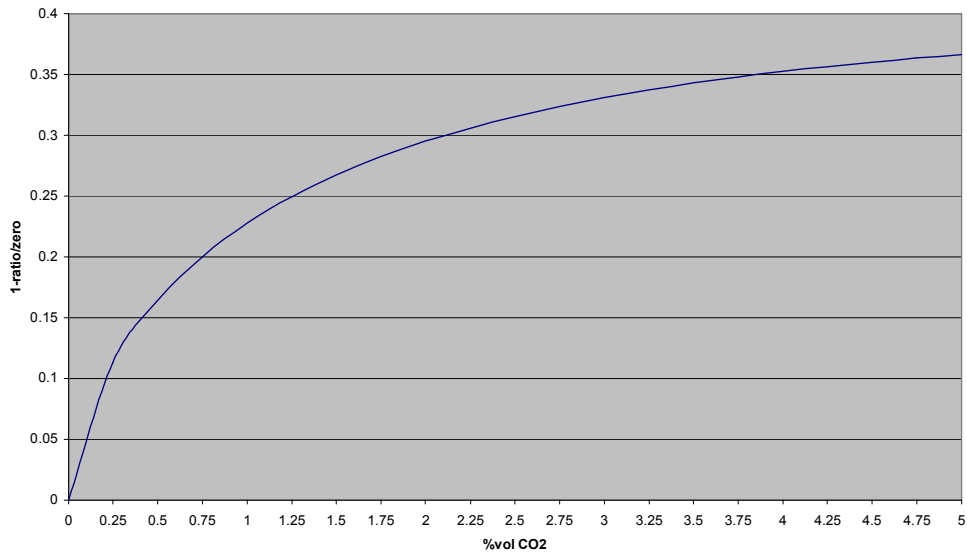
<p><b><u>Available sensor options:</u></b></p> <p>F = Replaceable, self adhesive, microporous PTFE filter</p> <p>I = Case isolated from 0V pin</p>	<p style="text-align: center;"><b><u>EXAMPLE OF ORDER CODES</u></b></p> <p style="text-align: center;"><b>MSH – CO<sub>2</sub> / TC / F / I</b></p> <div style="text-align: center;"> </div> <div style="border: 1px solid black; padding: 5px; margin-top: 10px;"> <p style="text-align: center;"><b><u>OPTIONS:</u></b></p> <p>ISOLATION : BLANK = STANDARD I = ISOLATED CASE</p> <p>FILTER : BLANK = OMITTED F = FITTED</p> <p>TC = TEMPERATURE COMPENSATED DETECTOR ELEMENTS</p> <p>GAS TYPE : CO<sub>2</sub> = Carbon dioxide</p> </div>
--	---



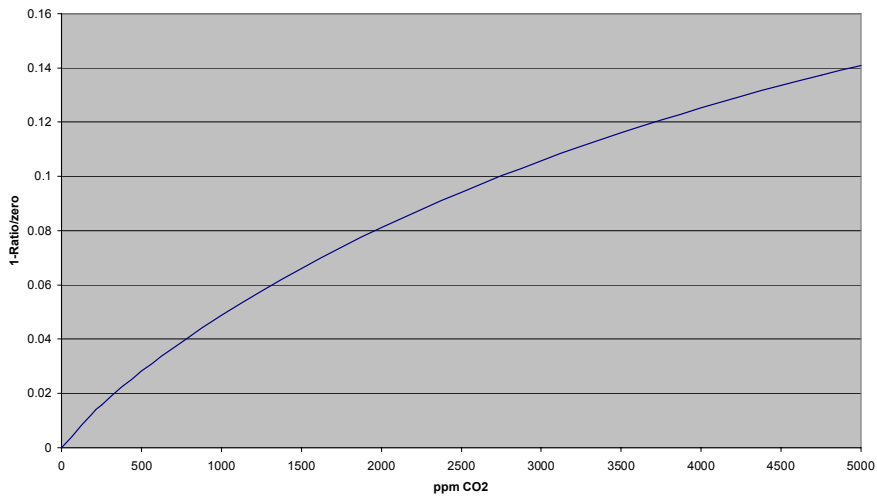
## Dynament Limited

Premier House · The Village · South Normanton · Derbyshire · DE55 2DS · UK.  
Tel: 44 (0)1773 864580 · Fax: 44 (0)1773 864599  
email: [sales@dynament.com](mailto:sales@dynament.com) · [www.dynament.com](http://www.dynament.com)

Typical response to 0-5.0%volume CO2



Typical response to 0-5000ppm CO2



## Dynament Limited

Premier House · The Village · South Normanton · Derbyshire · DE55 2DS · UK.

Tel: 44 (0)1773 864580 · Fax: 44 (0)1773 864599

email: [sales@dynament.com](mailto:sales@dynament.com) · [www.dynament.com](http://www.dynament.com)