

SPECIFICATION SHEET FOR CO SENSOR TYPE CO/SF-10000-4E-S

4-Electrode CO Sensor with H₂ Compensation

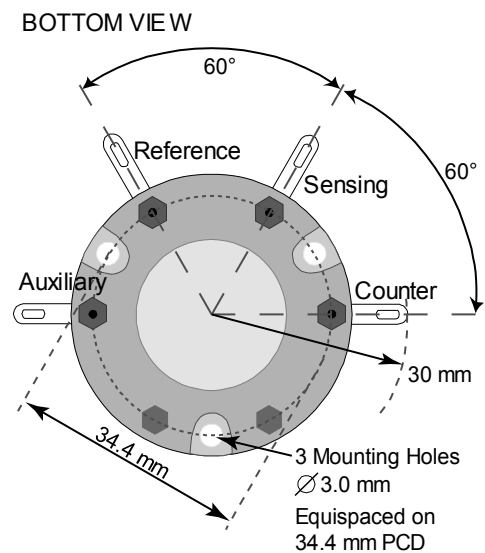
PERFORMANCE CHARACTERISTICS

Nominal Range	0 – 10'000 ppm
Maximum Overload	20'000 ppm
Inboard Filter	To remove acid gases and alcohol
Expected Operation Life	3 years in air
Output Signal	17 ± 4 nA/ppm
Resolution	4 ppm
Temperature Range	- 20 °C to 45 °C
Pressure Range	Atmospheric ± 10%
Pressure Coefficient	No data
T ₉₀ Response Time	< 40 sec
Relative Humidity Range	15 % to 90 % R.H. non-condensing
Typical Baseline Range (pure air, 20°C)	-10 to + 20 ppm
Maximum Zero Shift (+20°C to +40°C)	12 ppm
Expected Long Term Output Drift	< 2 % signal loss/month
Recommended Load Resistor	10 Ohm
Bias Voltage	0 mV
Repeatability	< 2 % of signal
Output Linearity	Linear
Gain	0.5 to 2.0

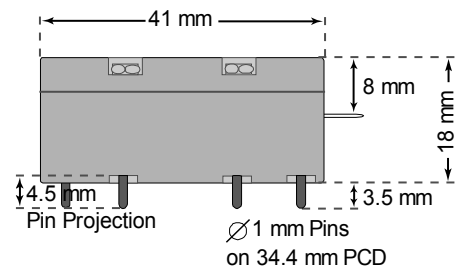
PHYSICAL CHARACTERISTICS

Weight	~ 27 g
Position Sensitivity	None
Storage Life	Six months in container
Recommended Storage Temperature	5 °C – 20 °C
Warranty Period	12 months from date of dispatch

Slim-Size Outline Dimensions



SIDE VIEW



CROSS-SENSITIVITY DATA

Interfering Gas	Cross-Sensitivity (%)
H ₂ S	0
SO ₂	0
NO	0
NO ₂	0
H ₂	< 1 ¹⁾

¹⁾ After compensation

Performance data conditions:
20 °C, 50% RH and 1013 mbar

APPLICATIONS

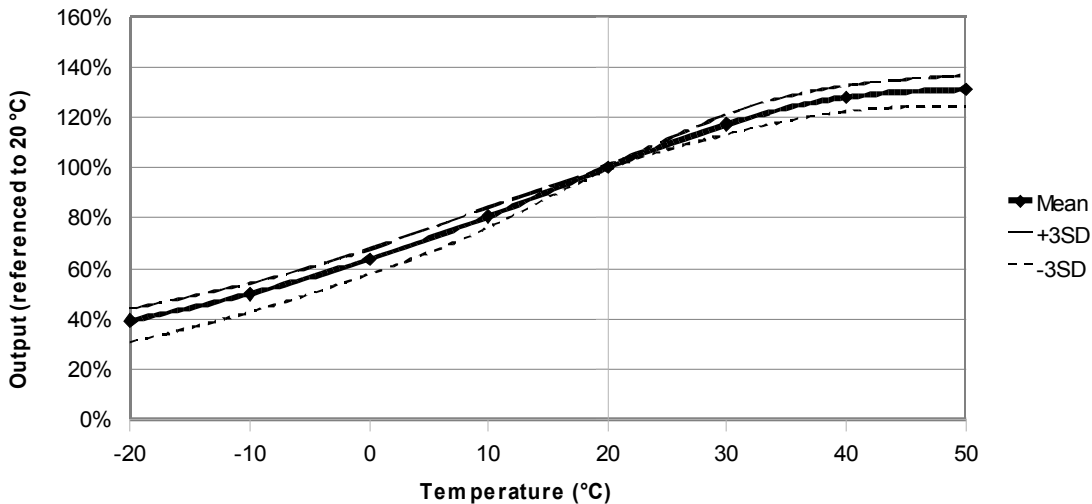
CO Detection in CO/H₂-Mixtures

SPECIFICATION SHEET FOR CO SENSOR TYPE CO/SF-10000-4E-S

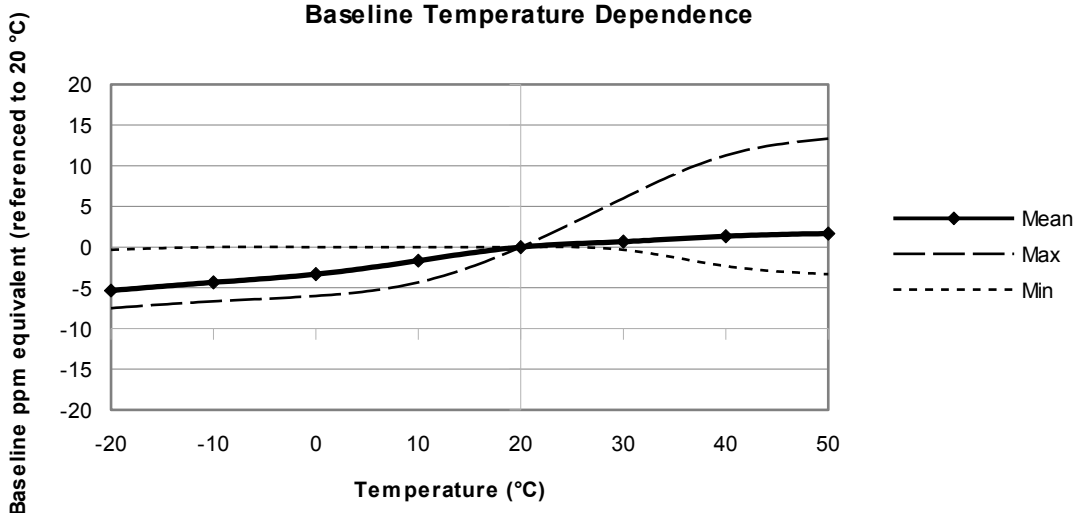
TEMPERATURE DEPENDENCE

The output of an electrochemical sensor varies with temperature. The graphs below show the variation in output with temperature for this type of sensor. The results are shown in the graphs as a mean for a batch of sensors, along with confidence intervals corresponding to ± 3 times the standard deviation. The sensitivity dependence is expressed as a percentage of the signal at 20 °C. The shift in baseline is shown in ppm referenced to 20 °C.

Sensitivity Temperature Dependence



Baseline Temperature Dependence



The data contained in this document is for guidance only. Membrapor AG accepts no liability for any consequential losses, injury or damage resulting from the use of this document or the information contained within it. The data is given for guidance only. Customers should test under their own conditions, to ensure that the sensors are suitable for their own requirements.

REV.: 11/2015

Page 2 of 2